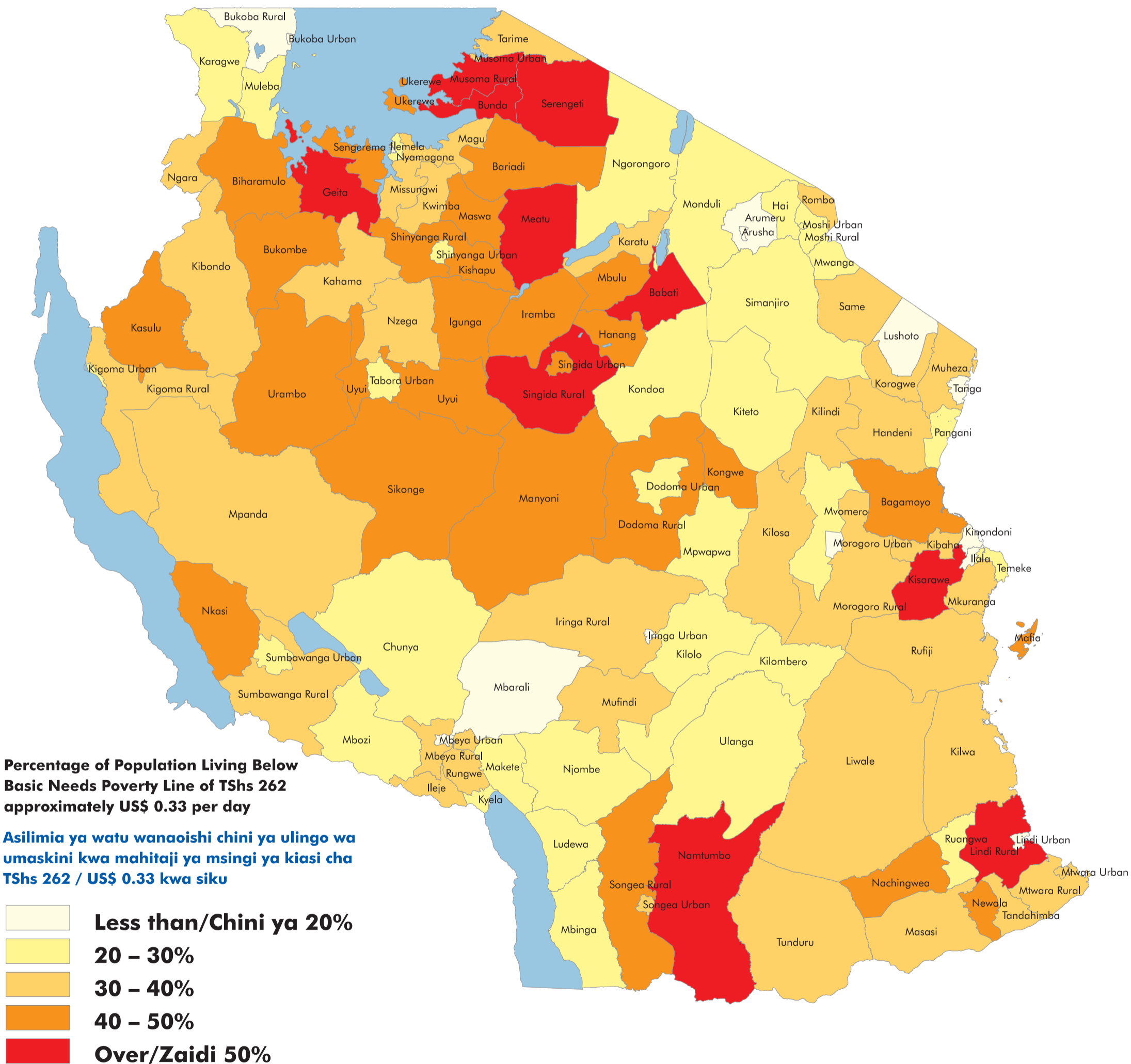


PERCENTAGE OF POPULATION LIVING IN POVERTY, BY DISTRICT MAINLAND TANZANIA 2000-2

ASILIMIA YA WATU WANAOSHISHI KATIKA UMASIKINI, KIWILAYA TANZANIA BARA 2000-2



THE UNITED REPUBLIC OF TANZANIA

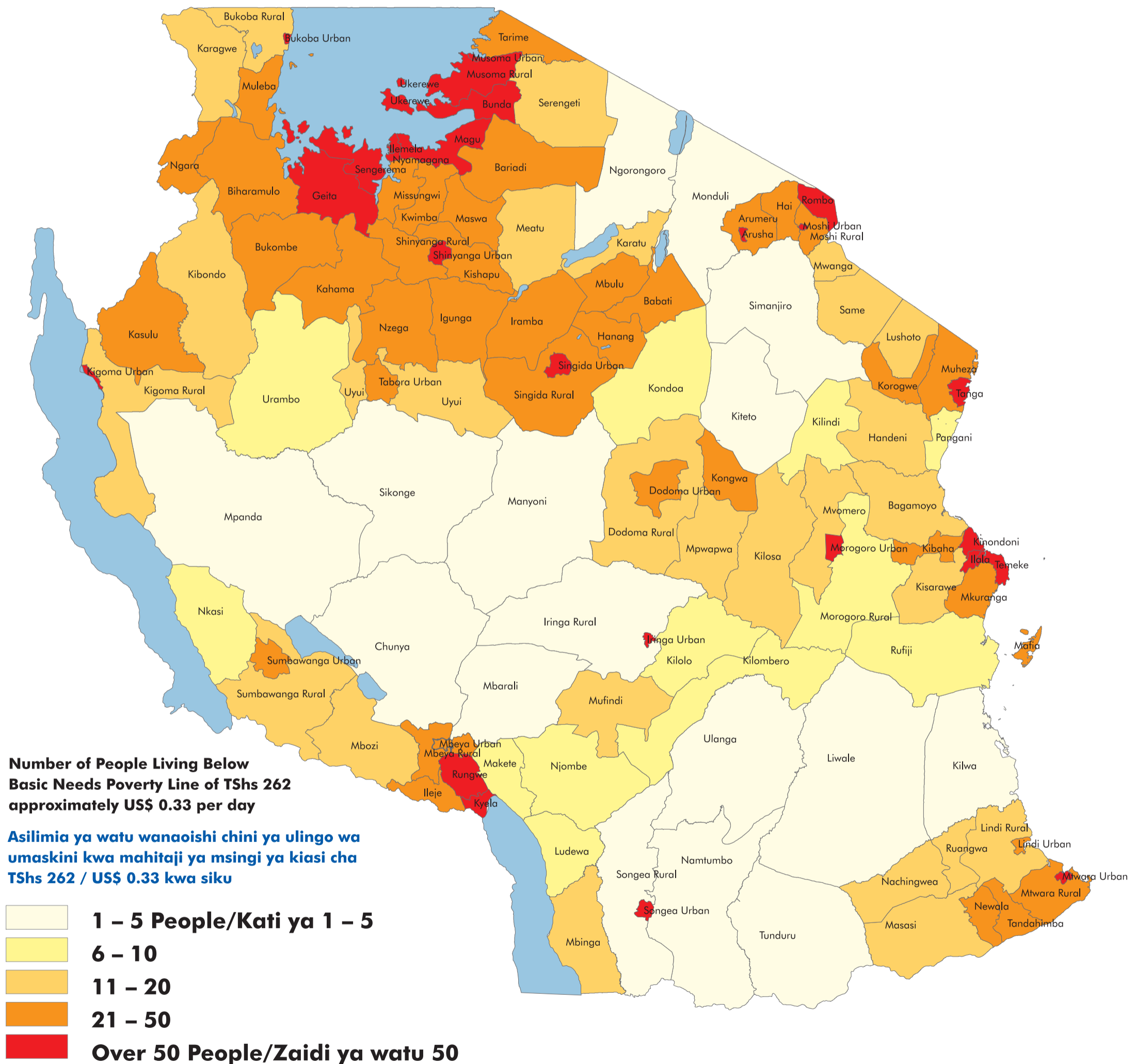
Extract from the **Poverty and Human Development Report 2005**
 The report can be obtained from: The Poverty Eradication Division
 Ministry of Planning, Economy and Empowerment, Dar es Salaam
 Phone (022) 2113856/ 2124107, E-mail mkukutamonitoring@gmail.com
 and from Research on Poverty Alleviation REPOA, Phone (022) 2700083
 E-mail: repa@repa.or.tz Website: www.repa.or.tz

Kutoka katika **Ripoti ya Umaskini na Maendeleo ya Watu 2005** Ripoti hii inapatikana katika: Kitengo cha Kuondoa Umaskini, Wizara ya Mipango, Uchumi na Uwezeshaji, Simu (022) 2113856/2124107
 Barua Pepe mkukutamonitoring@gmail.com
 na pia Research on Poverty Alleviation REPOA Simu (022) 2700083
 Barua Pepe: repa@repa.or.tz Tovuti: www.repa.or.tz

SOURCE: Calculations from Population Census 2002 and Household Budget Survey 2000/01

NUMBER OF POOR PEOPLE PER SQUARE KILOMETRE, BY DISTRICT MAINLAND TANZANIA 2000-2

IDADI YA WATU MASKINI KATIKA ENEO LA KILOMETA ZA MRABA KIWILAYA TANZANIA BARA 2000-2

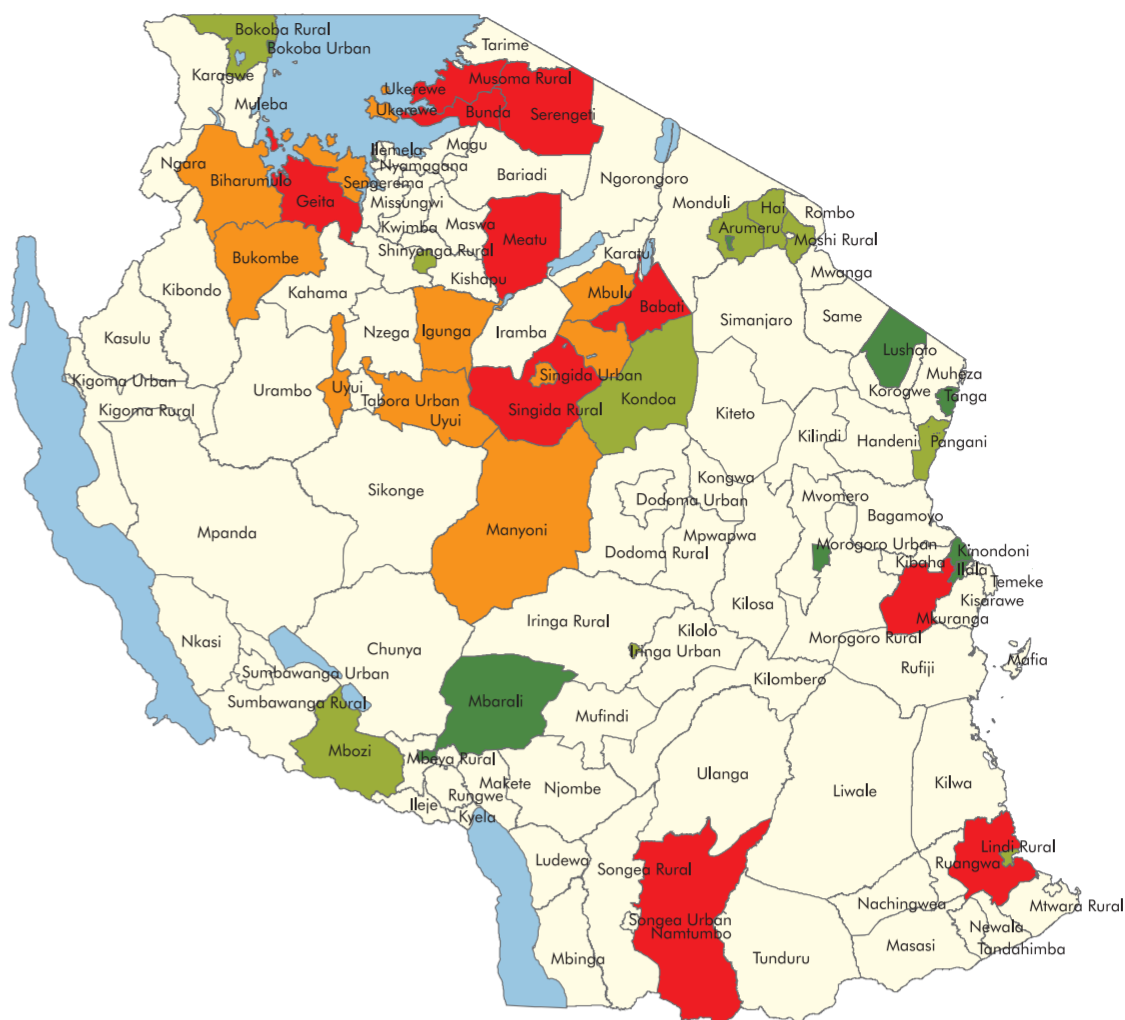


DISTRICTS RANKED BY SELECTED POVERTY INDICATORS FOR MAINLAND TANZANIA 2000-02

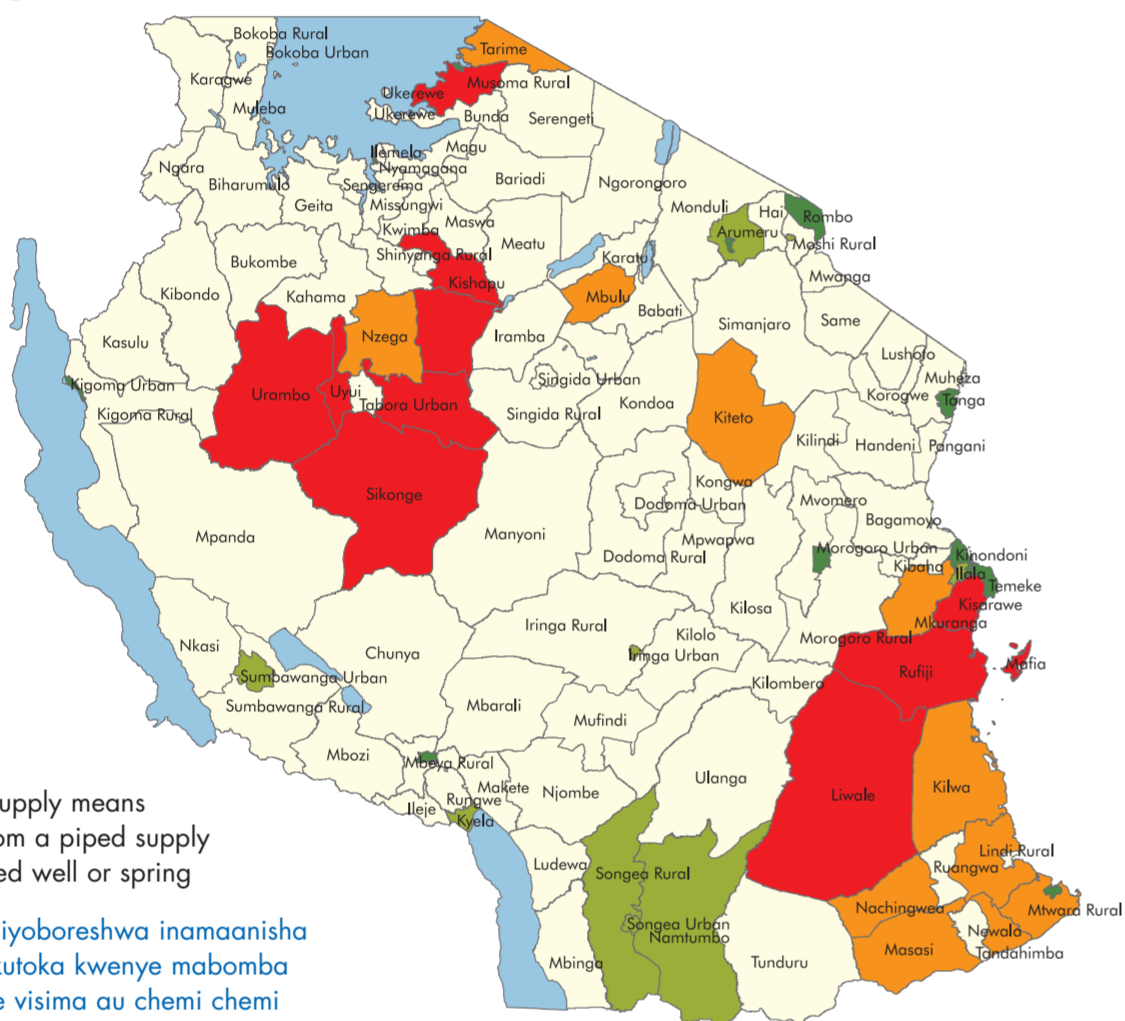
SAFU ZA WILAYA KWA VIASHIRIA VYA UMASIKINI TANZANIA BARA 2000-02

Note that districts perform differently for different indicators
Zingatia kwamba wilaya zinatofautiana katika viashiria
mbalimbali vya kupima umasikini

Percentage of Population Below the Basic Needs Poverty Line Asilimia ya watu walio chini ya ulingo wa umaskini kwa mahitaji ya msingi



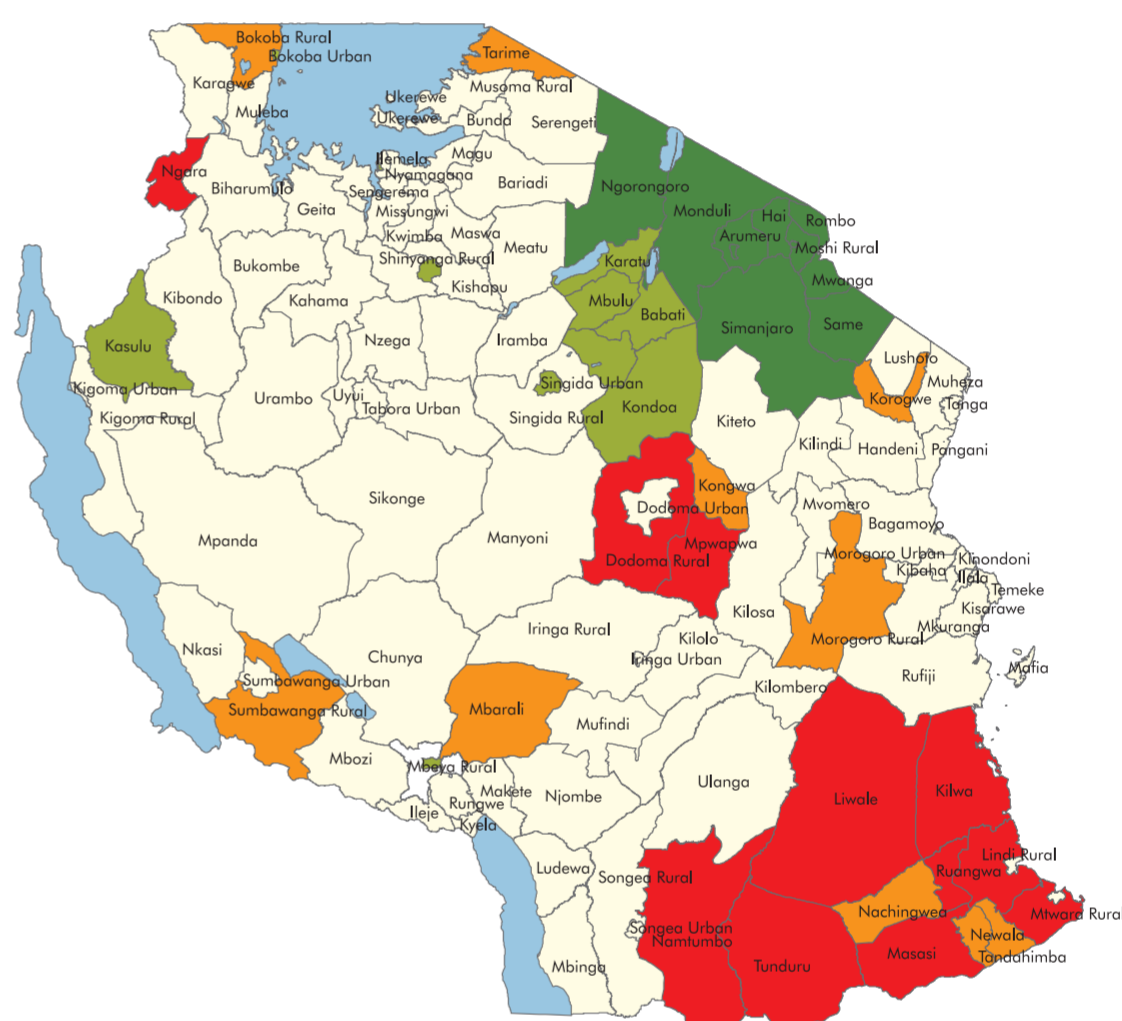
Percentage of Households with Access to Improved Water Supply Asilimia ya kaya zinazopata maji kutoka katika mifumo iliyoboreshwa



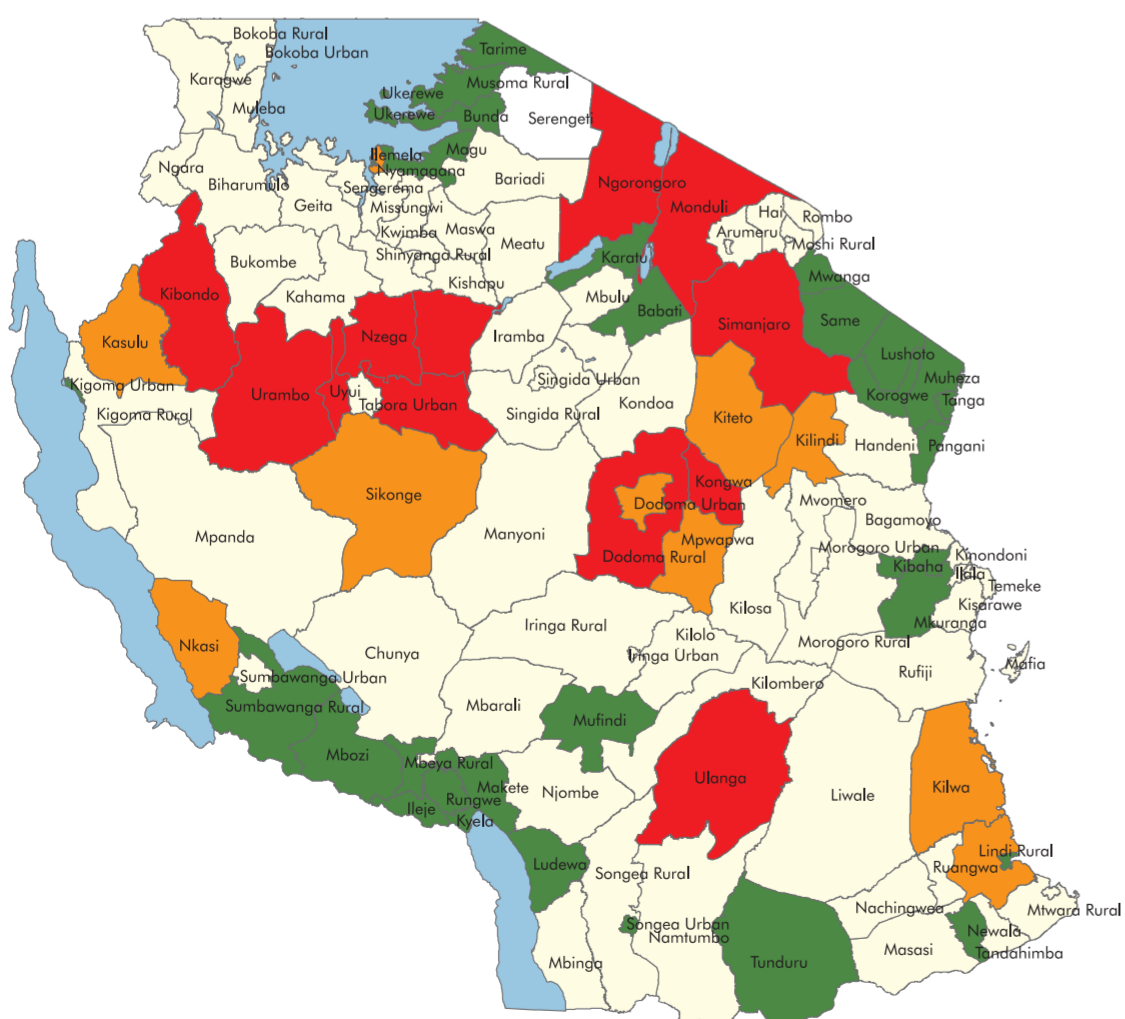
Improved water supply means drinking water from a piped supply or from a protected well or spring

Mifumo ya maji iliyoboreshwa inamaanisha maji ya kunywa kutoka kwenye mabomba au kutoka kwenye visima au chemi chemi zinazolindwa

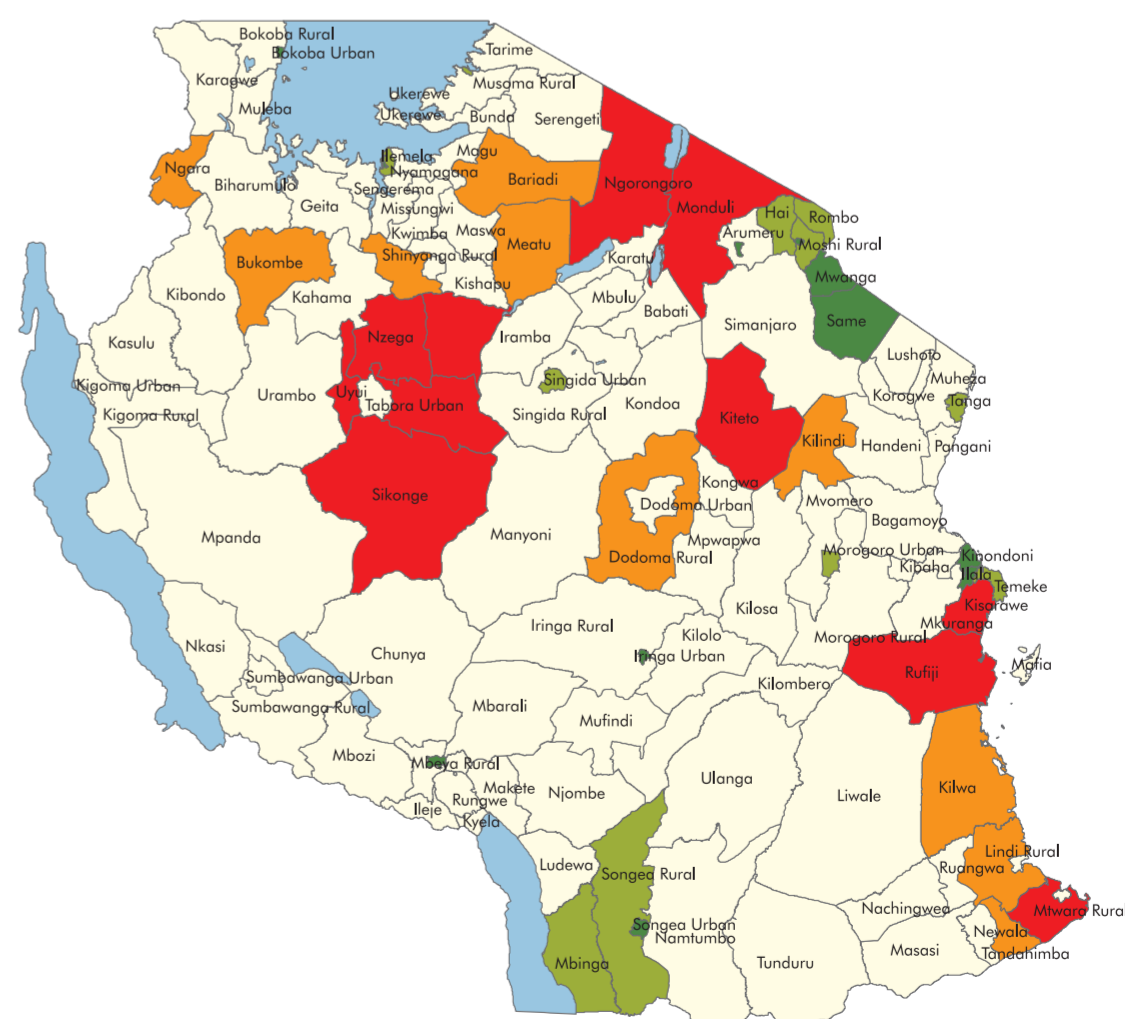
Under - Five Mortality Rate Kiwango cha vifo vya watoto chini ya miaka mitano



Primary School Enrolment, Boys and Girls Uandikishaji wa watoto katika shule za msingi, wawulana na wasichana



Adult Literacy Rate Asilimia ya watu wazima wanaojua kusoma na kuandika



■ Top Ten/ Kumi Bora
 ■ Top 11 - 20/ 11 - 20 Bora
 ■ Mid/Katikati
 ■ Bottom 11 - 20/ Zenye viwango vya chini 11 - 20
 ■ Bottom Ten/Za Mwisho Kumi



Extract from the **Poverty and Human Development Report 2005**
 This report can be obtained from: The Poverty Eradication Division, Ministry of Planning, Economy and Empowerment, Dar es Salaam, Phone (022) 2113856/2124107
 E-mail: mkukutamonitoring@gmail.com
 and from Research on Poverty Alleviation REPOA, Phone (022) 2700083
 E-mail: repoa@repoa.or.tz Website: www.repoa.or.tz

Kutoka katika **Ripoti ya Umaskini na Maendeleo ya Watu 2005**
 Ripoti hii inapatikana katika: Kitengo cha Kuondoa Umaskini, Wizara ya Mipango, Uchumi na Uwezeshaaji Simu (022) 2113856/2124107
 Barua Pepe: mkukutamonitoring@gmail.com
 na pia REPOA Simu (022) 2700083
 Barua Pepe: repoa@repoa.or.tz Tovuti: www.repoa.or.tz

SOURCE: Calculations from Population Census 2002 & Ministry of Education 2002